

# AFD10 SERIES

## DISMANTLING JOINTS

### DN50-DN1400




AVFI's AFD10 dismantling joints are fittings that provide easy installation and disassembly of flanged pipe and associated equipment including valves, meters and pumps. The AFD10 are widely used for a variety of industries.

#### ADVANTAGES

- ▷ AS/NZS 4020 approved FBE coating.
- ▷ Ductile iron body.
- ▷ 316 Teflon® coated stainless steel tie rods.
- ▷ Fully restrained and unrestrained configurations.
- ▷ Longitudinal  $\pm 25$ mm adjustment for sizes up to 750mm.
- ▷ Longitudinal  $\pm 30$ mm adjustment for sizes above 800mm.

#### OPTIONS

- ▷ NBR seal
- ▷ Wide selection of fastener materials and finishes:
  - Galvanized fasteners
  - 304 stainless steel
  - Dacromet® coating on fasteners
  - Galvanised steel 4.8 or 8.8
- ▷ Flange drilling connections to suit a wide range of flanging standards:
  - AS2129 T/ E
  - ANSI 150 - Drilling Only
  - EN 1092
- ▷ PN25 pressure rating



#### TECHNICAL DATA

Size Range	DN80 - DN1400 - Large sizes available on request
Pressure Class	PN16
Coating	AS/NZS 4020 Approved, Fusion Bonded Epoxy
Temperature Range	-10°C to 80°C
Flange Drilling Connection	AS4087 CL16



WSAA #PA2311

# AFD10 SERIES

## DISMANTLING JOINTS


The operating principle behind the AFD10 is that the centre sealing flange is drawn closer to the mating flange, thereby compressing the rubber sealing ring to achieve a complete seal. So simple, yet so efficient and practical.

The AFD10 features a single tie rod connecting all three flanges. It is recommended to check with your local authority to confirm that the AFD10 is permitted for your application.

### TYPICAL APPLICATIONS

- ▷ The dismantling joints are designed to simplify the installation, maintenance and removal of:
  - Isolation valves
  - Non-return valves
  - Control valves
  - Metering & associated equipment
  - Pumps & associated equipment
- ▷ The dismantling joints are used in many areas, including:
  - Pumping stations
  - Water treatment plants
  - Sewage treatment plants
  - Industrial pipelines
- ▷ A traditional dismantling joint, supplied with a complete set of tie rods as 100% restrained, though on request can be supplied as either 25% or 50% restrained.

Operates Via Single Combined Tie Rods



# AFD10 SERIES

## DISMANTLING JOINTS

### MATERIAL SPECIFICATIONS & PARTS LIST

NO.	DESCRIPTION	MATERIAL
1	Long Flanged Body	Ductile Iron
2	Short Flanged Body	Ductile Iron
3	Middle Flange	Ductile Iron
4	Seal Ring	EPDM (AS1646 Approved)
5	Stud	SS316 with Teflon Coating
6	Washer	SS316
7	Nut	SS316

NOMINAL PRESSURE		PN16
Test	Strength Test	24 Bar
Pressure	Strength Test	17.6 Bar

### DIMENSIONAL DRAWING

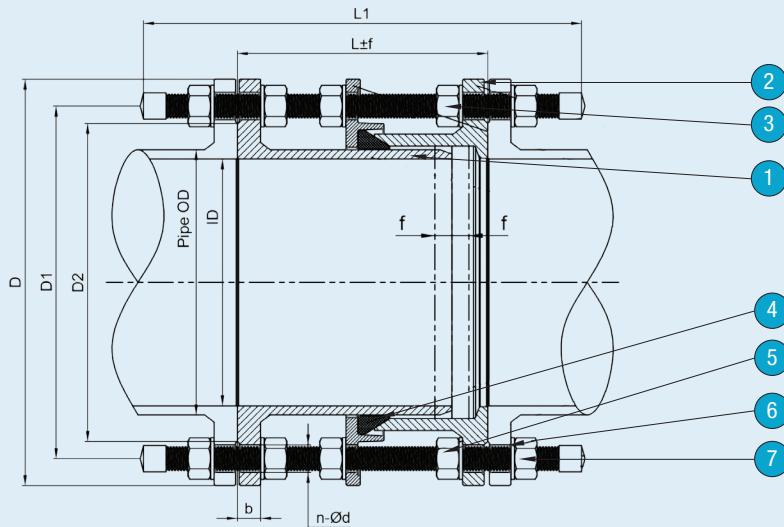


Figure 3. Restrained AFD10 Dismantling Joint

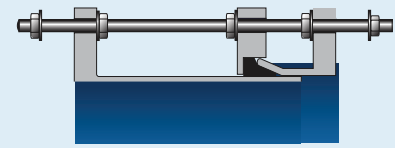
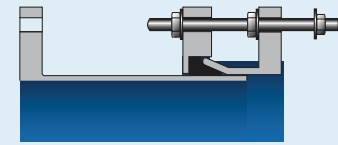


Figure 4. Unrestrained AFD10 Dismantling Joint



### DIMENSIONS (MM)


DN	ID	LENGTH		ADJUSTMENT	AS4087 PN16				b	M	NO. OF TIE-bar 100% Restrained
		L	L1		f	D	D1	D2			
50	44	195	310	+25	150	114	90	4-18	19	M16	4
65	52	195	310	+25	165	127	103	4-18	19	M16	4
80	83	195	340	+25	185	146	122	4-18	19	M16	4
100	101	195	340	+25	215	178	154	4-18	19	M16	4
125	125	200	340	+25	255	210	186	8-18	19	M16	8
150	154	200	350	+25	280	235	211	8-18	19	M16	8
200	206	210	350	+25	335	292	268	8-18	20	M16	8
225	230	220	380	+25	370	324	300	8-18	20	M16	8
250	258	220	380	+25	405	356	328	8-22	22	M20	8
300	307	230	400	+25	455	406	378	12-22	24.5	M20	12
350	359	240	410	+25	525	470	438	12-26	26.5	M24	12
375	395	250	430	+25	550	495	463	12-26	28	M24	12
400	408	250	430	+25	580	521	489	12-26	28	1M24	12
450	456	265	450	+25	640	584	552	12-26	30	M24	12
500	508	275	460	+25	705	641	609	16-26	31.5	M24	16
550	575	285	500	+25	760	699	637	16-30	35	M27	16
600	613	290	500	+25	825	756	720	16-30	36	M27	16
700	711	295	510	+25	910	845	809	20-30	39.5	M27	20
750	764	320	530	+25	995	927	888	20-33	41	M30	20
800	817	320	560	+30	1060	984	942	20-36	43	M33	20
900	911	320	580	+30	1175	1092	1050	24-36	46.5	M33	24
1000	1012	325	600	+30	1255	1175	1133	24-36	50	M33	24
1200	1216	340	640	+30	1490	1410	1368	32-36	57	M33	32
1400	1420	340	640	+30	1680	1615	1573	36-36	50	M33	36

# AFD10 SERIES

## DISMANTLING JOINTS

### AFD10 Recommended Bolt Tighten Torque for AS4087 CL16 (N.M)

SIZE	BOLT SIZE	BOLT NO.	TORQUE 1	TORQUE 2 (SEALING)
DN50	M16	4	100	100
DN65	M16	4	100	100
DN80	M16	4	100	100
DN100	M16	4	100	100
DN150	M16	8	100	80
DN200	M16	8	100	80
DN225	M16	8	100	80
DN250	M20	8	180	150
DN300	M20	12	180	150
DN350	M24	12	320	210
DN375	M24	12	320	210
DN400	M24	12	320	210
DN450	M24	12	320	240
DN550	M24	16	320	240
DN600	M27	16	440	280
DN750	M27	20	440	280
DN800	M33	20	735	350
DN900	M33	24	735	350
DN1000	M33	24	735	370
DN1200	M33	32	735	400
DN1400	M33	36	800	400



### ORDERING CHART

MODEL	SIZE	BOLTS	RESTRAINED	ATTACHMENT
AFD10	-050	316	025	T/D - Table D
	-065	304	050	T/E - Table E
	-080	GAL	100	ANSI 150*

EXAMPLE	AFD10 80mm 316 Bolts 025 Restrained Table E
	AFD10-080-316-025-T/E

\* ANSI 150 Drilling only. PN rating as per standard valve.